

Product



Prologue™ Visual Intelligence

Empower Strategic Decisions Through Integrated Data Insights



Prologue Visual Intelligence eliminates this burden by automating data model creation directly from the source data and maintaining strong data governance.

Financial institution leaders depend on timely financial planning and data analysis to manage risk and drive profitable growth. Prologue Visual Intelligence from Fiserv empowers CFOs and their teams to deliver meaningful business insights by leveraging a multitude of integrated data sources.

Data and calculations from Prologue Financials, Vantage™ Risk and Budgeting Manager and Prologue Funds Transfer Pricing are seamlessly integrated, with enough flexibility and scalability to incorporate customized data sets from third-party sources.

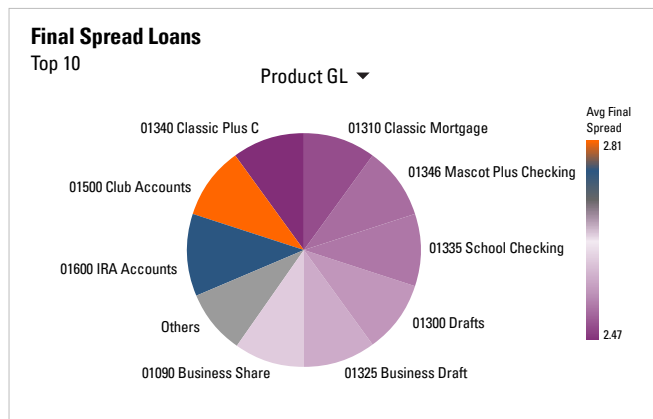

Foster Innovation and Insight

Your business strategy requires timely, accurate data and analytics – but considerable time can be lost consolidating data from various departments and systems.

This integration enables the creation of visualizations and reports that not only highlight historical performance but also forecast key trends to proactively inform financial decisions, even down to the branch level.

Loan and Deposit Profitability

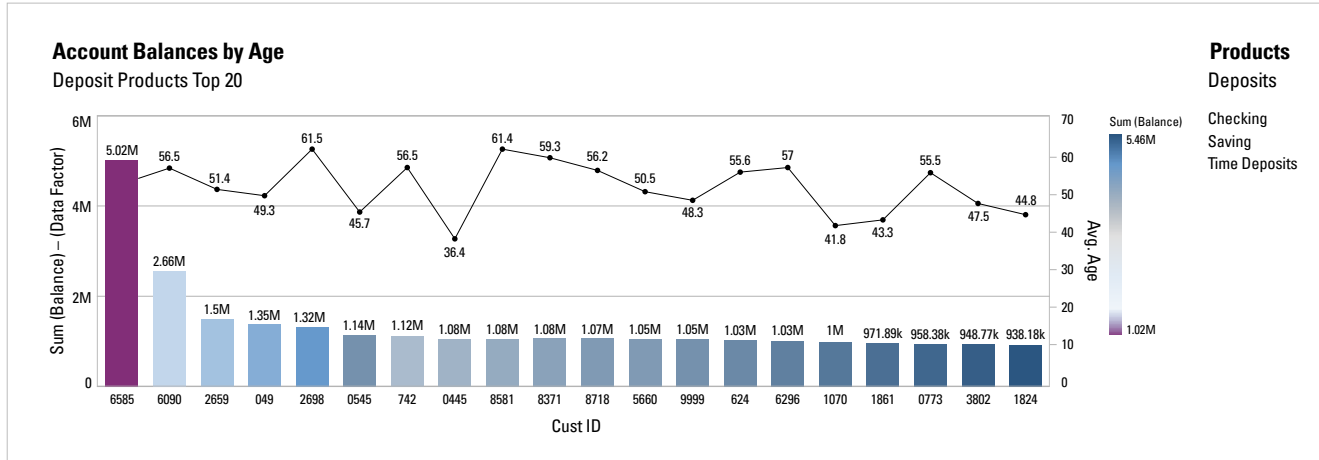
Loans	Loans	Loans	Deposits	Deposits	Deposits
INT INC	FTP EXP	Net Profit	INT EXP	FTP INC	Net Profit
2.78M	1.35M	1.67M	631.8k	1.5M	1M



Prologue Visual Intelligence provides a view of loans and deposits with key profitability KPIs.

Top 20 Deposit Holders

Accounts	Total Deposit Balances	Customer Age	Status
# of Accounts 353,446	Balance 1.44B	Avg. Age 43.58	Count 195,678



Prologue Visual Intelligence shows top deposit holders and account holder age.

Drive Change With Compelling Visual Narratives

Prologue Visual Intelligence offers a view of data at summary and detail levels through selected time periods – such as current versus prior month/quarter/year; percentage change over time – and across multiple dimensions – such as customer/household/relationship, product, organization or channel.

By leveraging our data models and dashboards, self-service data modeling and customizable visual analytics, your organization has the tools, critical information and capacity to answer tactical questions and make better decisions. Take advantage of predictive, forward-looking scenarios and forecasts to set strategy and take action to impact results.

Moreover, the solution's graphics promote improved comprehension, pattern and relationship recognition, and curiosity. Business users become data literate; able to communicate with facts rather than opinions. Both sides of the brain, logical and creative, are engaged as data is translated into visual narratives.

Improve Productivity and Data Integrity

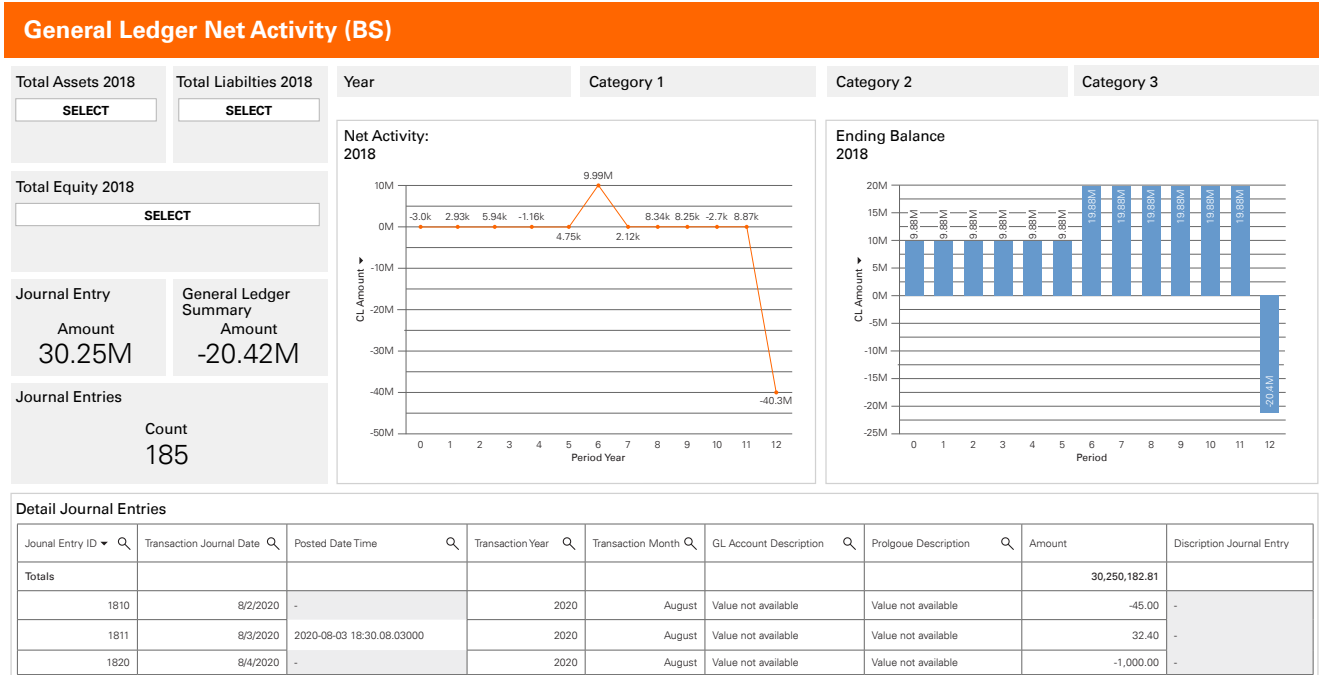
Standard models with prebuilt interactive reports and data visualizations with stunning charts and graphs are available out of the box. A short implementation cycle, quick integrations and an easy-to-use interface ensure Prologue Visual Intelligence goes to work for you on day one.

Data is never stale or compromised by manual export/import processes because it resides within Prologue Visual Intelligence. Data models are built automatically, straight from the source and refreshed daily (or more frequently) without intervention.

Unlock the Value of Enterprise Data
 Prologue Visual Intelligence unlocks the value of your financial institution's data, blending data, narrative and visualizations for actionable insights, profitable decisions and enlightened change.

Intuitive Self-Service

Business users can go from file to data model to visualizations on-the-fly using simple drag-and-drop features. Reports that took hours or days to complete in the past can be done in minutes, and modified in real time.



Prologue Visual Intelligence provides a view of general ledger activity.



Fiserv is driving innovation in Payments, Processing Services, Risk & Compliance, Customer & Channel Management and Insights & Optimization. Our solutions help clients deliver financial services at the speed of life to enhance the way people live and work today. Visit [fiserv.com](https://www.fiserv.com) to learn more.

Key Benefits

- Offers hosted and on-premise deployment options
- Enables fast time-to-value with rich visualizations, reporting and data insights on day one
- Optimizes data integrity and governance by systematically and securely tapping into your financial performance data
- Integrates across your finance solution ecosystem
- Provides self-service capabilities to create data visualizations and analysis on-the-fly for immediate insights
- Improves efficiency by minimizing the time and stress of manually pulling data from multiple platforms and sources
- Enables problem-solving and strategic decision making across the enterprise

Connect With Us

For more information about Prologue Visual Intelligence call 800-872-7882, email getsolutions@fiserv.com or visit [fiserv.com](https://www.fiserv.com).



Fiserv, Inc.
255 Fiserv Drive
Brookfield, WI 53045

800-872-7882
262-879-5322
getsolutions@fiserv.com
www.fiserv.com